



INNOVATIVE DESIGNS  
FOR CREATIVE SPACES.

# Velocity Collection

## Velocity Activity Tables



The Allied Velocity series of activity tables offer superior stability and ease of installation. In addition to our most popular shape and size combinations, Velocity offers unique table shapes to provide original and versatile solutions that facilitate flexible spatial use and stimulate creativity in the learning environment.



## Allied Velocity Collection Tables

### Features

- Modern height-adjustable Velocity leg
- Environmentally friendly powder coat upper & lower leg assembly
- Oversized mounting plate to prevent deflection
- High pressure laminate (HPL) work surface
- Precision leg fastening system
- Multiple size & shape combinations
- Vinyl edge available in popular colors
- Choice of leg colors

### Specifications

**Work Surface:** 1¼" thick 45 lb. density particleboard with sealed backer for balanced construction. Long-life high pressure laminate surface with form fitting vinyl edge banding.


**Leg Construction:** Reinforced mounting plate welded to 14 gauge tubing. Leg upper consists of powder coated 2" round tubing. Insert is 1.8" powder coated 16 gauge tubing. Each leg is finished with a molded insert that accepts the included nylon glides or optional casters.

**Precision Leg Fastening System:** 14 gauge factory-installed steel bracket ensures perfect placement, ease of assembly and maximum stability.

**Table Heights:** Work surface height is adjustable in one inch increments using an extended point set screw. Legs adjust from 24" to 37".  
With optional 3" casters, legs adjust from 27" to 40".

### Options


**Locking Casters:** 3" swivel mounted locking casters replace standard glides. (Order CA75B)



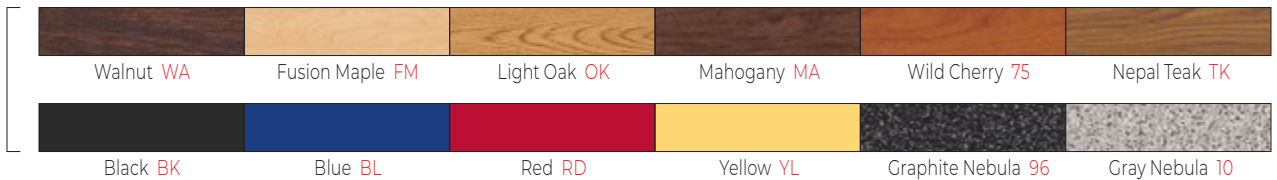
Legs Available In Five  
Powder Coat Colors



## Table Top Shapes



## Laminate Finishes



## Vinyl Edge Colors



## Leg Colors



60x60" Apex Table with Wild Cherry HPL Top, Stop Red Legs and Edge Band  
Model: VEL60APEX



60x60" Jax Table with Fusion Maple HPL Top, Electric Lime Legs and Edge Band  
Model: VEL60JAX



49x64" Sweep Table with Custom Fossil Shale HPL Top, Dynamic Blue Legs and Edge Band  
Model: VELSWEEP-LG

Custom sizes and laminate colors are available. Contact your dealer for pricing. Minimum order quantities may apply.

# Velocity Collection

Model No.	Description Shape and Size	Weight
VEL48APEX	48x48" Apex Table	110
VEL60APEX	60x60" Apex Table	120
VEL48JAX	48x48" Jax Table	115
VEL60JAX	60x60" Jax Table	125
VELLENS-SM	47x56" Lens Table	110
VELLENS-LG	57x71" Lens Table	120
VEL60OVAL	36x60" Oval Table	105
VEL72OVAL	48x72" Oval Table	130
VELPOND	46x60" Pond Table	120
VEL60PROP	60" Prop Table	120
VELSPAN-SM	27x50" Span Table	110
VELSPAN-LG	35x70" Span Table	135
VELSWEEP-SM	37x48" Sweep Table	120
VELSWEEP-LG	49x64" Sweep Table	110



57x71" Lens Table with Custom Island HPL Top, Charcoal Edge Band, Electric Lime Legs & Casters Model: VELLENS-LG



60" Prop Table with Custom White Driftwood HPL Top, Dynamic Blue Edge Band, Legs & Casters Model: VEL60PROP



46x60" Pond Table with Custom Carbon EV HPL Top, Charcoal Edge Band with Stop Red Legs Model: VELPOND




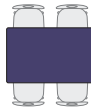

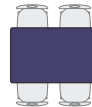


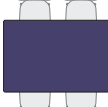

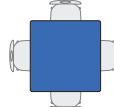
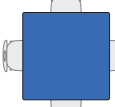
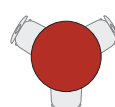
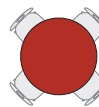
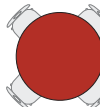
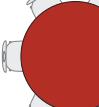









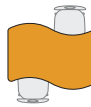
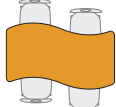
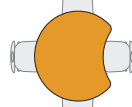
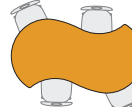

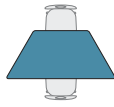


48x72" Oval Table with Walnut HPL Top, Charcoal Legs & Edge Band Model: VEL72OVAL















35x70" Span Table with Light Oak HPL Top, Platinum Edge Band, Legs & Casters Model: VELSPAN-LG

## Table Top Shapes

 24 x 36" Rectangle	 24 x 48" Rectangle	 24 x 60" Rectangle	 30 x 48" Rectangle	 30 x 60" Rectangle	 30 x 72" Rectangle	 36 x 60" Rectangle	 36 x 72" Rectangle
 42 x 60" Rectangle	 36" Square	 42" Square	 48" Square	 36" Circle	 42" Circle	 48" Circle	 60" Circle
 48" Half Round	 36 x 72" Kidney	 48 x 72" Kidney	 60 x 66" Horseshoe	 48" Octagon	 60" Flower	 60 X 72" Team	 30 x 48" Merge
 30 x 60" Merge	 30 x 48" Surge	 30 x 60" Surge	 48" Chip	 42 x 72" Doodle	 24 x 24 x 48" Trapezoid	 30 x 30 x 60" Trapezoid	

## Laminate Finishes

					
Walnut WA	Fusion Maple FM	Light Oak OK	Mahogany MA	Wild Cherry 75	Nepal Teak TK
					
Black BK	Blue BL	Red RD	Yellow YL	Graphite Nebula 96	Gray Nebula 10

## Vinyl Edge Colors

				
Platinum PL	Dynamic Blue DB	Electric Lime EL	Stop Red SR	Charcoal CH

## Leg Colors

				
Platinum PL	Dynamic Blue DB	Electric Lime EL	Stop Red SR	Charcoal CH



60x66" Horseshoe Table with Light Oak Top, Charcoal Legs & Edge Band

Model: VEL666H



60" Circle Table with Graphite Nebula Top, Platinum Legs & Edge Band

Model: VEL60CR



30x30x60" Trapezoid Table with Fusion Maple Top, Dynamic Blue Legs & Edge Band

Model: VEL30TP



60x60" Flower Table with Yellow HPL Top, Platinum Legs & Edge Band

Model: VEL60FL

Custom sizes and laminate colors are available. Contact your dealer for pricing. Minimum order quantities may apply.



INNOVATIVE DESIGNS  
FOR CREATIVE SPACES.

## Velocity Collection

Model No.	Description Shape and Size	Weight
VEL2436	24x36" Rectangular Table	60
VEL2448	24x48" Rectangular Table	65
VEL2460	24x60" Rectangular Table	85
VEL3048	30x48" Rectangular Table	80
VEL3060	30x60" Rectangular Table	90
VEL3072	30x72" Rectangular Table	120
VEL3660	36x60" Rectangular Table	105
VEL3672	36x72" Rectangular Table	130
VEL4260	42x60" Rectangular Table	115
VEL3636	36x36" Square Table	75
VEL4242	42x42" Square Table	95
VEL4848	48x48" Square Table	110
VEL36CR	36" Circle Table	67
VEL42CR	42" Circle Table	80
VEL48CR	48" Circle Table	95
VEL60CR	60" Circle Table	100
VEL48HR	48" Half Round Table	60
VEL48CP	48" Chip Table	93
VEL4272DD	42x72" Doodle Table	110
VEL60FL	60x60" Flower Table	125
VEL666H	60x66" Horseshoe Table	120
VEL372K	36x72" Kidney Table	100
VEL472K	48x72" Kidney Table	120
VEL3048MG	30x48" Merge Table	76
VEL3060MG	30x60" Merge Table	95
VEL48OT	48" Octagon Table	95
VEL3048SG	30x48" Surge Table	85
VEL3060SG	30x60" Surge Table	95
VEL6072TM	60x72" Team Table	165
VEL24TP	24x24x48" Trapezoid Table	55
VEL30TP	30x30x60" Trapezoid Table	70



30x60" Merge Table with Fusion Maple Top, Stop Red Legs & Edge Band

Model: VEL3060MG



30x60" Surge Table with Fusion Maple Top, Electric Lime Legs & Edge Band

Model: VEL3060SG



60x72" Team Table with White Driftwood Top, Dynamic Blue Legs & Edge Band

Model: VEL6072TM



48" Chip Table with Light Oak Top, Charcoal Legs & Edge Band

Model: VEL48CP

2024 FULL COLLECTION

# Materials + Finishes

## Standard Worksurfaces

### Woods


HP LAMINATE



FLORENCE  
WALNUT



STUDIO TEAK




STERLING ASH




FRENCH PEAR



KENSINGTON  
MAPLE



NEW AGE OAK



NEPAL TEAK

### Abstracts

HP LAMINATE



HANDSPUN  
PEARL




HANDSPUN  
DOVE




HANDSPUN  
SLATE




HANDSPUN  
CHESTNUT




CRISP LINEN



CLASSIC LINEN




PRESSED LINEN




FLAX LINEN

### Colors

HP LAMINATE




NATURAL  
GREY FELT



BLUE FELT



GREEN FELT



ORANGE FELT



INNOVATIVE DESIGNS  
FOR CREATIVE SPACES®

2024 FULL COLLECTION

# Materials + Finishes

## Standard Worksurfaces

### K12 Basics

HP LAMINATE



GREY NEBULA



GRAPHITE  
NEBULA



FUSION MAPLE




WILD CHERRY



BLUE

### Dryerase


HP LAMINATE



WHITE  
MARKERBOARD




ICE GRAY DRY  
ERASE




STARCHED  
PAPERFOLD  
FORMICA



GLASS CLOTH  
FORMICA



CHROME  
YELLOW



APPLE GREEN

### Science


CHEMICAL  
RESISTANT & HPL



CHEM K12



CHEMSURF



PHENOLIC



BLACK HPL

### Butcher Block



BUTCHER BLOCK  
PARAWOOD



INNOVATIVE DESIGNS  
FOR CREATIVE SPACES®




2024 FULL COLLECTION


# Materials + Finishes

## Standard 2mm Edgebanding

### 2mm Edge Colors



BLACK PLATINUM NAVY PURPLE RED




MAPLE LIME BLUE PLATINUM

## Powder Coat

### Powder Coat Colors

VELOCITY  
INNOVATION



BLUE CHARCOAL LIME PLATINUM RED

### Powder Coat Colors

HUTCH



BLUE CHARCOAL LIME RED

### Powder Coat Colors

MODERN CLASSIC  
AERO



PLATINUM BLACK

### Powder Coat Colors

T-LEG PEDESTAL



BLACK

### Powder Coat Colors

8000 SERIES



DOVE GRAY BLACK

### Powder Coat Colors

TEACHER/ADMIN



PLATINUM



INNOVATIVE DESIGNS  
FOR CREATIVE SPACES®